

# Study Guide: Exam I

- Chapters covered: 1-5
- Lectures covered: through Feb. 19
- Question types:
  - Chronological order
  - Map
  - Historical Sources
  - Terms
  - Lists

# Sample Questions: Chronological Order

- \_\_\_\_\_ Which came first?
- \_\_\_\_\_ Which came last?
  - A. Chauvet Cave paintings
  - B. Code of Hammurabi
  - C. Opposable thumbs

# Chronological Order

- C Which came first?
- B Which came last?
  - A. Chauvet Cave paintings
  - B. Code of Hammurabi
  - C. Opposable thumbs
- Tips:
  - See the relationship between the terms
  - Try to tell a story using the terms
  - Study eras and centuries, not specific dates

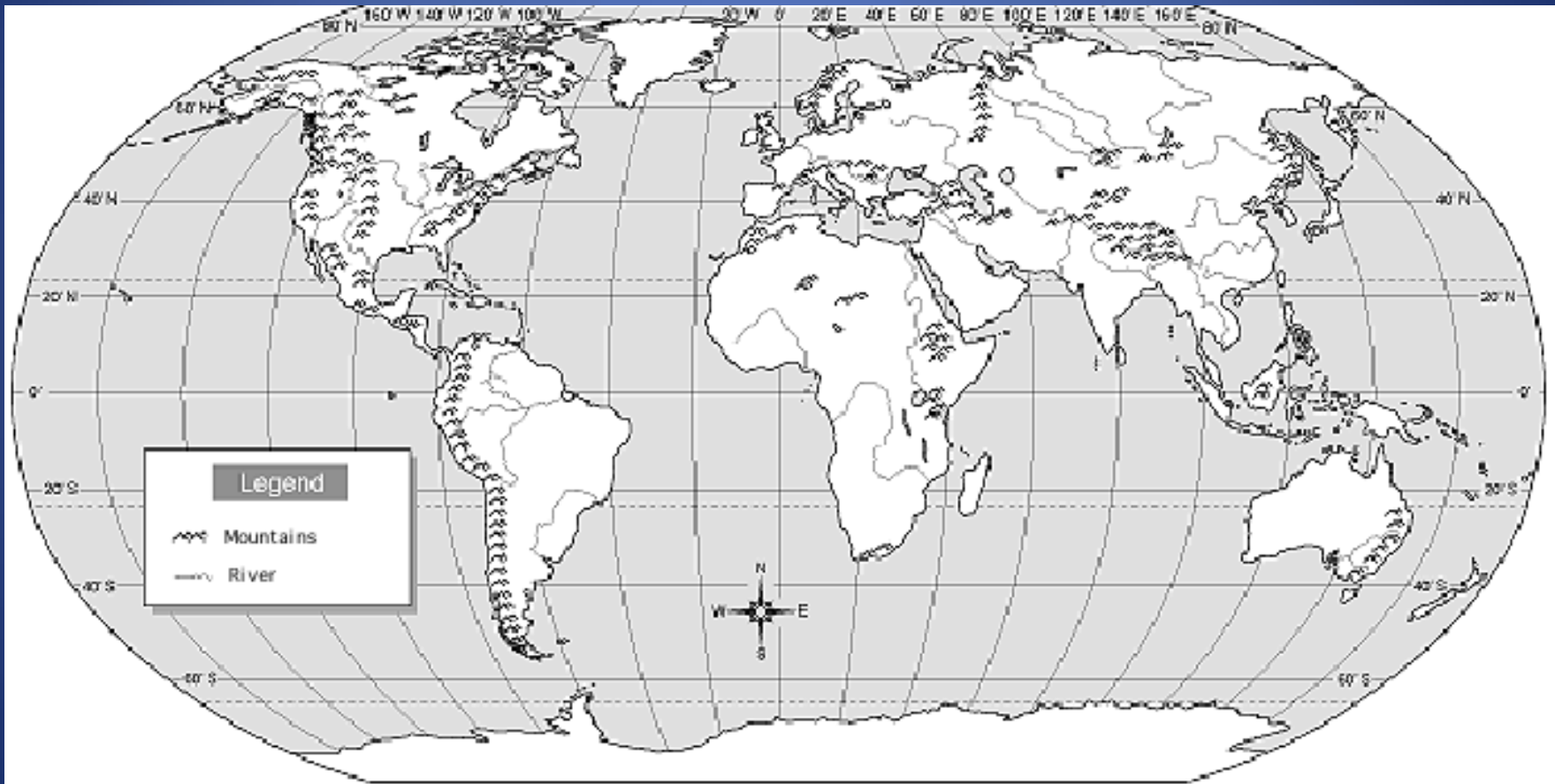
# Sample Questions: Map

– Locate each of the following places on the map provided. For geographical areas and for mountains trace approximate extent; for rivers trace course; for cities indicate with a dot. (You may write out the names or write out the numbers.)

- South China Sea

# World Map

[www.eduplace.com](http://www.eduplace.com)

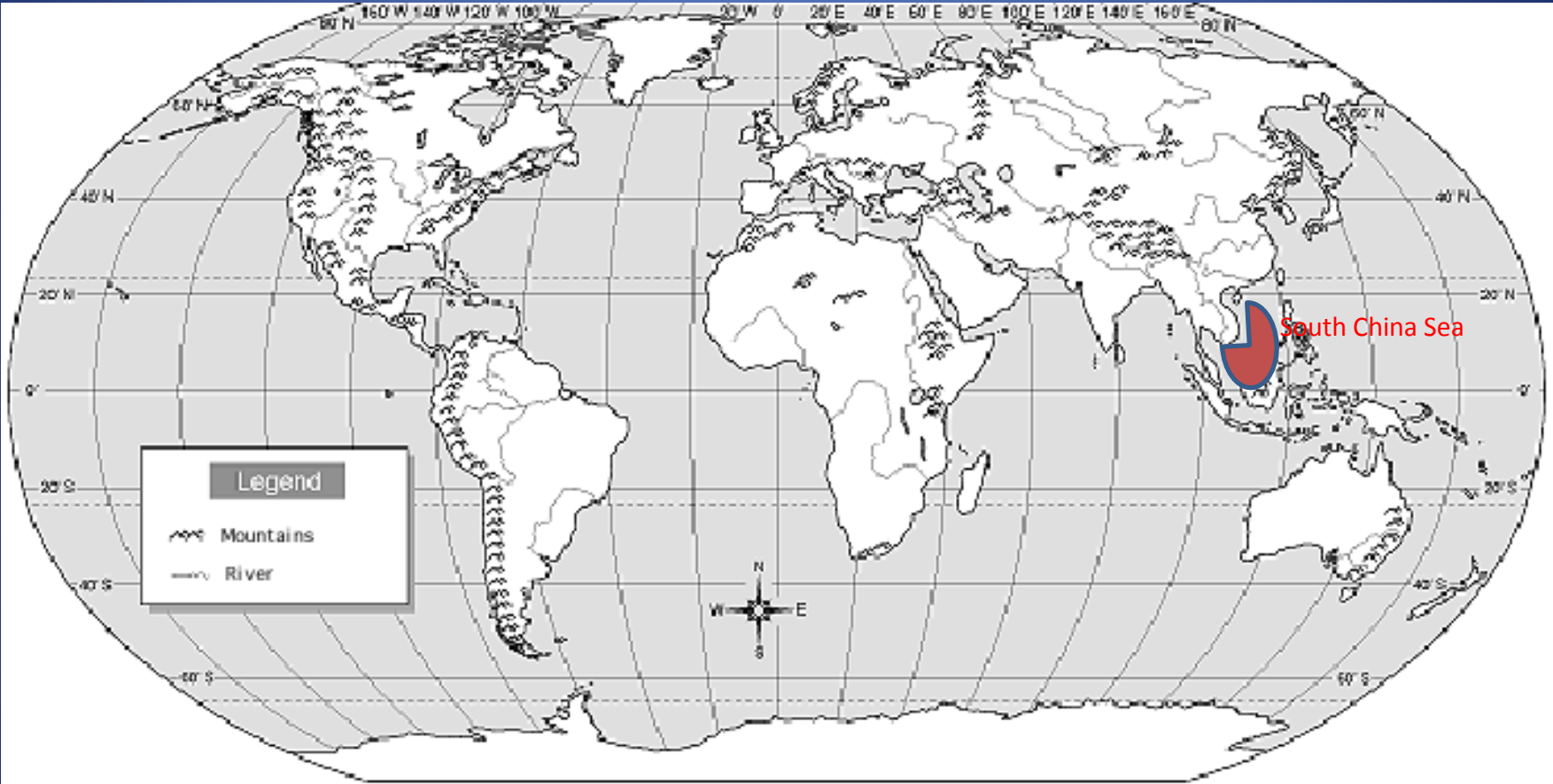


World: Physical

Copyright (c) 1996 Houghton Mifflin Company. All rights reserved.

# World Map

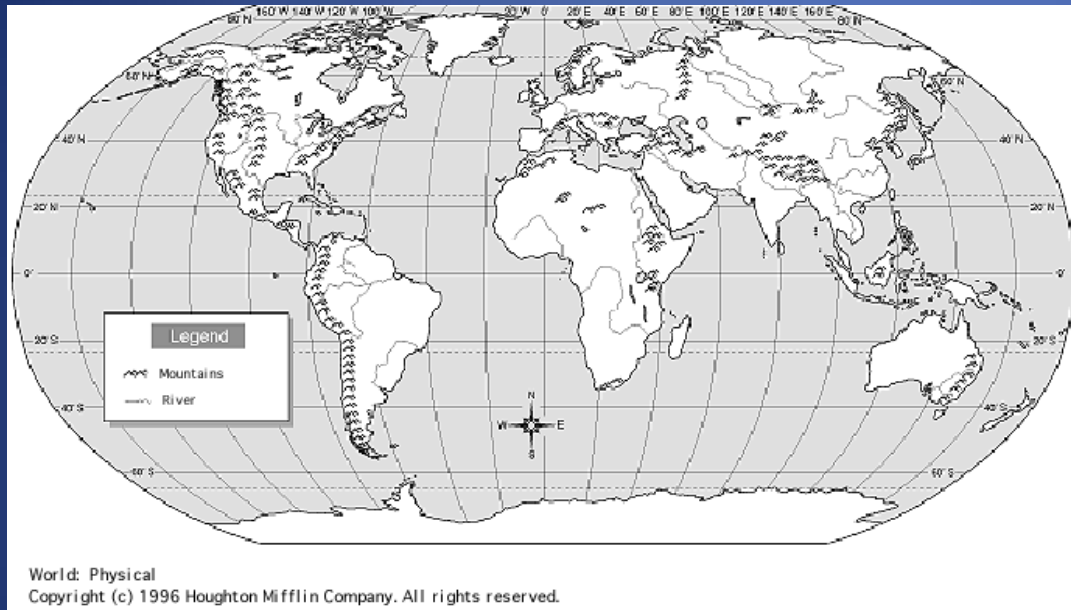
[www.eduplace.com](http://www.eduplace.com)



World: Physical  
Copyright (c) 1996 Houghton Mifflin Company. All rights reserved.

# World Map

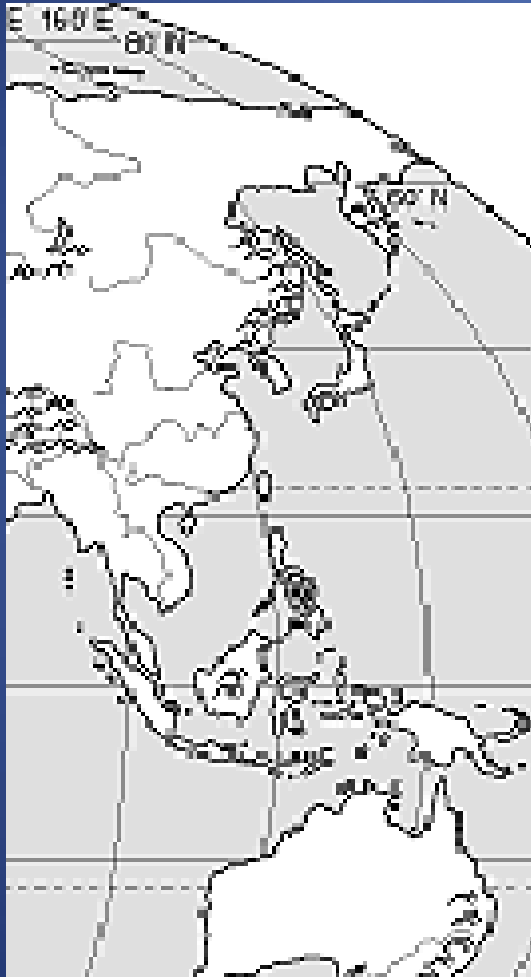
[www.eduplace.com](http://www.eduplace.com)



- Tips
  - Look at overall shape and size of continents, note unusual bulges or indentations
  - Look at location of continents relative to each other
  - Note location of oceans relative to continents
  - Note major river systems and inland bodies of water

# World Map

[www.eduplace.com](http://www.eduplace.com)



- Tips
  - Look at overall shape and size of continents, note unusual bulges or indentations
  - Look at location of continents relative to each other
  - Note location of oceans relative to continents
  - Note major river systems and inland bodies of water



# Sample Question: Lists

- List three (3) Egyptian gods:

– 1. \_\_\_\_\_

– 2. \_\_\_\_\_

– 3. \_\_\_\_\_

# Sample Question: Lists

- List three (3) Egyptian gods:
  - 1. Anubis
  - 2. Osiris
  - 3. Seth

Tips: Read the question carefully, be specific, describe if you can't remember exact term.

# Sample Questions: Historical Sources

– Write a short definition of or description (1 or 2 sentences) of TWO (2) of the following sources. Give one specific example of how this source can be used to illuminate history.

- Oracle Bones

# Sample Questions: Historical Sources

- Oracle Bones. Bones used for **divination** (telling the future) in China under the **Shang** Dynasty. The Shang **wrote questions** on the bones, then caused them to crack and then interpreted the cracks. Often they wrote their interpretations and sometimes even whether the prediction came true. They are useful because they tell historians what **issues** were important and sometimes tell about **specific events**. They also were the **beginning of Chinese writing**. **For example**, one bone asked about the birth of an heir to the ruler; several asked about rain and harvests and military disasters. Some even asked about hunting.

# Sample Question: Terms

- Write a substantial paragraph (five sentences or longer) on EIGHT (8) of the following terms. Be sure to address the questions Who? What? When? Where? and Why? (both “why important” and “why it happened”).
- Linear-A Writing

# Sample Question: Terms

- Linear-A Writing: The **writing system** of the **Minoans** (before **1400 BCE**) in **Crete**. It was probably a **syllabic system**. We **cannot read** the writing but it tells us that they were **literate** and had a system of **record-keeping**, also that they did **not speak Greek**. This system is **similar to Linear-B** a later system of Greek writing that we can read.

# Overall Study Tips

- Tips

- Make flash cards when the study guide comes out
- Notice how some terms can be used to define other terms
- Look over chapters and study terms for groupings
- Learn at least 2 or 3 examples for each big concept
- Answer who, what, when, and where for terms
- Study all primary sources (even if you aren't writing a worksheet)

# Building on your experience

## – Try different study techniques

- Studying in groups
- Studying alone
- Making outlines
- Filling out practice maps
- Writing practice essays
- Quizzing yourself on chronology
- Making flash cards.



# Resources for Exam 1

- Study guide
- Syllabus (tells you what to read) and readings
- Course web page:  
[http://faculty.tnstate.edu/edachowski/worldhistory\\_i.htm](http://faculty.tnstate.edu/edachowski/worldhistory_i.htm)